

SEG BACKLIT PODIUM COUNTER

ASSEMBLY INSTRUCTION




Indoor Display
Solution



User
Friendly




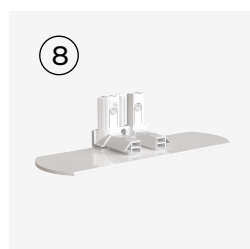


Cutting-Edge
Design



Components.

- 01** — Profile with LED Stripe
- 02** — Side Profile with Cable
- 03** — Side Profile without Cable
- 05** — Inner Strut

- 08** — Corner Connector
- 12** — Power Supply with Device Plugin
- 13** — Tabletop Panel with LED Stripes



10ft SEG Backlit Counter Assembly Instruction

Applies to: 3.3ft x 3.3ft



01 Profile with LED Stripe (x2)

02 Profile with Cable (x2)

03 Profile without Cable (x2)

05 Base Plate (x2)

08 Corner Connector (x2)

12 Power Supply with Device Plugin (x1)

13 Tabletop Panel with LED Stripes (x1)

Storage & Care:

Store in a cool dry location. Clean hardware with a damp cloth. Machine wash the graphics in cold water on a gently cycle. Air dry only. Use a steamer for wrinkles. Never dry-clean.