

20FT BACKLIT "PREMIUM ARCH" SEG TRADE SHOW DISPLAY WITH PARTITION

ASSEMBLY INSTRUCTION




Indoor Display
Solution



User
Friendly

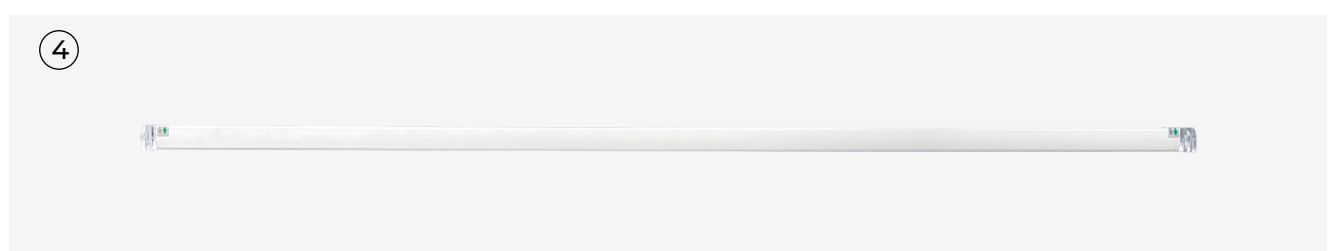




Cutting-Edge
Design





Components.

- 01 — Profile with LED Stripe
- 02 — Side Profile with Cable
- 03 — Side Profile without Cable
- 04 — Inner Strut

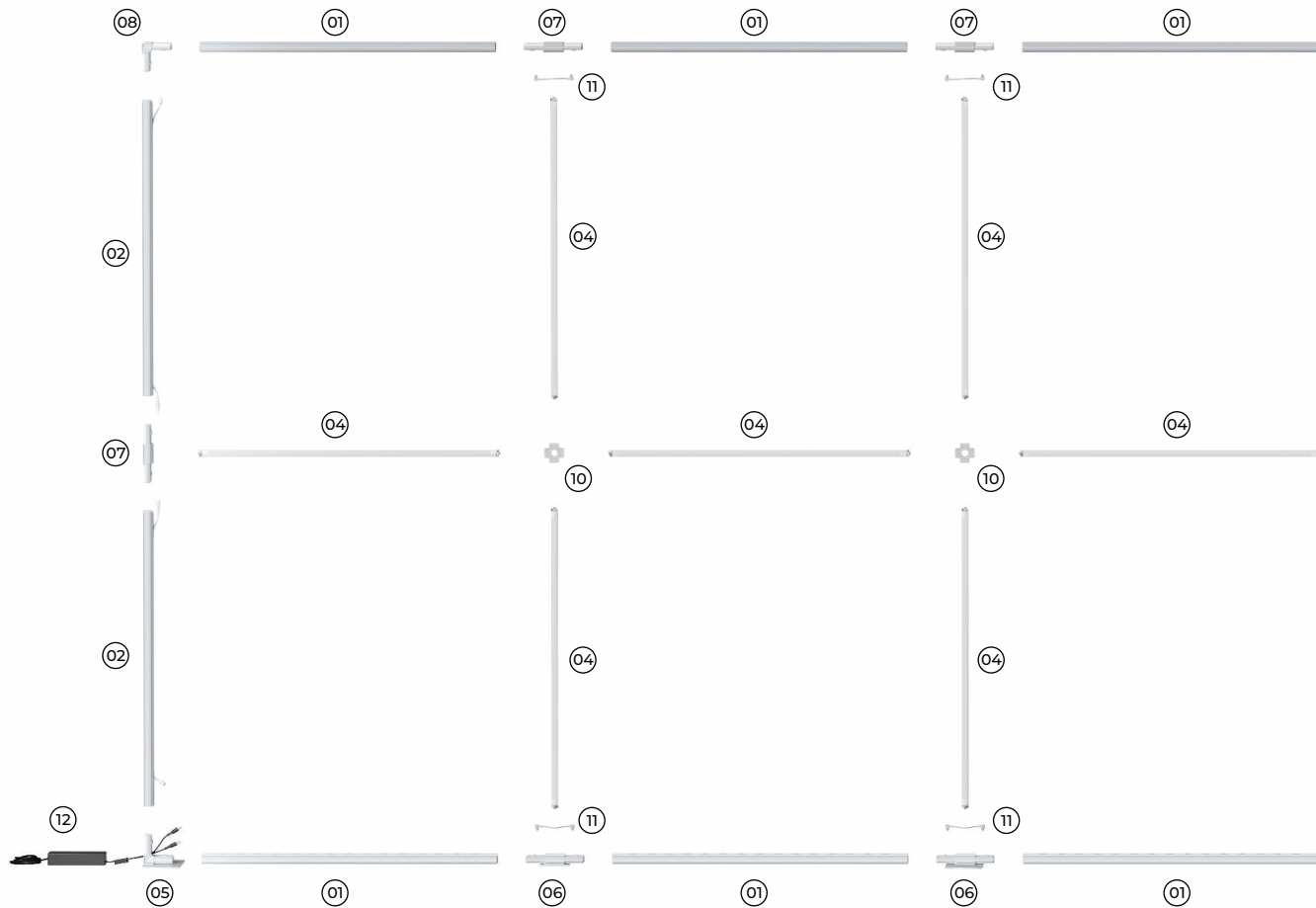


- 05** ————— Base Plate
- 06** ————— Bottom Connector
- 07** ————— Side Connector
- 08** ————— Corner Connector
- 09** ————— Middle Feet
- 10** ————— Middle Cross Connector
- 11** ————— Connecting Cable
- 12** ————— Power Supply with Device Plugin



20ft SEG Backlit Backwall Assembly Instruction

Applies to: 20ft x 8.2ft



- 01** Profile with LED Stripe (x12)
- 02** Profile with Cable (x4)
- 03** Profile without Cable (x4)
- 04** Inner Strut (x16)

- 05** Base Plate (x2)
- 06** Bottom Connector (x3)
- 07** Side Connector (x7)
- 08** Corner Connector (x2)


- 10** Middle Cross Connector (x5)
- 11** Connecting Cable (x8)
- 12** Power Supply with Device Plugin (x2)

Storage & Care:

Store in a cool dry location. Clean hardware with a damp cloth. Machine wash the graphics in cold water on a gently cycle. Air dry only. Use a steamer for wrinkles. Never dry-clean.

20ft SEG Backlit Backwall Assembly Instruction

Applies to: 20ft x 8.2ft




- | | | |
|---|---------------------------------|--|
| 01 Profile with LED Stripe (x12) | 05 Base Plate (x2) | 10 Middle Cross Connector (x5) |
| 02 Profile with Cable (x4) | 06 Bottom Connector (x3) | 11 Connecting Cable (x8) |
| 03 Profile without Cable (x4) | 07 Side Connector (x7) | 12 Power Supply with Device Plugin (x2) |
| 04 Inner Strut (x16) | 08 Corner Connector (x2) | |

Storage & Care:

Store in a cool dry location. Clean hardware with a damp cloth. Machine wash the graphics in cold water on a gently cycle. Air dry only. Use a steamer for wrinkles. Never dry-clean.

2.8ft SEG Backlit Backwall Assembly Instruction

Applies to: 2.8ft x 8.2ft



- | | |
|--|--|
| 01 Profile with LED Stripe (x2) | 05 Base Plate (x2) |
| 02 Profile with Cable (x2) | 07 Side Connector (x2) |
| 03 Profile without Cable (x2) | 08 Corner Connector (x2) |
| 04 Inner Strut (x1) | 12 Power Supply with Device Plug (x2) |

Storage & Care:

Store in a cool dry location. Clean hardware with a damp cloth. Machine wash the graphics in cold water on a gently cycle. Air dry only. Use a steamer for wrinkles. Never dry-clean.

10ft SEG Backlit Counter Assembly Instruction

Applies to: 3.3ft x 3.3ft



01 Profile with LED Stripe (x2)

02 Profile with Cable (x2)

03 Profile without Cable (x2)

05 Base Plate (x2)

08 Corner Connector (x2)

12 Power Supply with Device Plugin (x1)

13 Tabletop Panel with LED Stripes (x1)

Storage & Care:

Store in a cool dry location. Clean hardware with a damp cloth. Machine wash the graphics in cold water on a gently cycle. Air dry only. Use a steamer for wrinkles. Never dry-clean.